

**MEMBER
ENERGY
PROFILES**

RESIDENTIAL



A Touchstone Energy® Cooperative 

Residential Member Energy Profiles

TABLE OF CONTENTS

❖ Bill Quinn and family	2
❖ Dan Gardner and family	3
❖ Rich Hunter and family	4
❖ Mark Zimmers.....	5
❖ Mark Goebel and family.....	6
❖ Jerry Michael and family	7
❖ Bradley Ross and family	8
❖ Dan Kaestner and family	9
❖ Stacy and Kelly Henderson.....	10
❖ John and Jodi Kalb.....	11
❖ John and Nancy McMillan.....	12
❖ Allan Nunemaker and family.....	13
❖ Scott Syverson and family.....	14
❖ Joe and Rochelle Graf	15
❖ Darrell Starling and family	16
❖ Howard Miller	17
❖ Denis Weber.....	18
❖ Frank and Karen Weber	19
❖ Katherine Wellner.....	20



Member Profile

BILL QUINN AND FAMILY

MEMBER COMMENTS:

The geothermal heating and cooling system these members installed uses the warmth in the ground under their lawn to heat and cool their home. This unit is so efficient that they were able to heat their home last winter for \$428. Not for one month, but for the whole winter. Their home is also very easy to cool. They estimate it cost them about \$.75 per day to air-condition their home. This heat pump also assists in heating their water, thus increasing the efficiency of their water heater and lowering the cost of operation for water heating by an estimated 40%.

The 8-month average for the winter season of 2011 – 2012 is \$53.45.

Member states, "I didn't think twice about my choice of heating system and couldn't be happier with its performance."



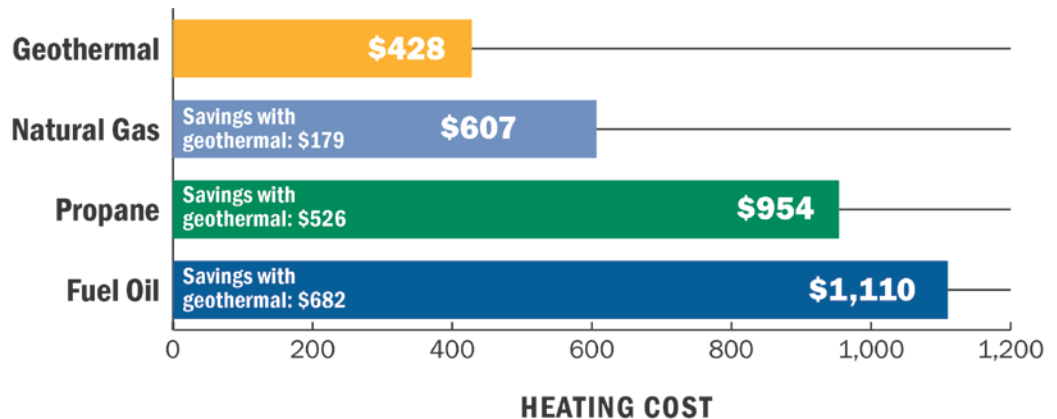
ESTIMATED COSTS and SAVINGS

Numbers generated with the help of UseElectricWisely.com.

	HEATING COSTS	SAVINGS PER YEAR
GEOTHERMAL	\$196	\$914
NATURAL GAS	\$607	\$503
PROPANE	\$954	\$156
FUEL OIL	\$1,110	\$0

HOUSE DETAILS			
General Design	One story with basement	Windows and Doors	Above average
Year Built	1994	Install	1994
Square Feet	1,390	2011 – 2012 Usage	\$428
Insulation	Above average	Payback	6 years
Tightness	Above average	Contractor	Leon's Plumbing & Heating, Lamont

Actual 2011-12 Savings With Geothermal Heating vs. Other Energy Options*



*Graphs and heating costs table generated with the help of UseElectricWisely.com

Member Profile

DAN GARDNER AND FAMILY

MEMBER COMMENTS:

The 8-month average for the winter season of 2011–2012 is \$22.62.

The choice of installing the geothermal heat pump was a "no-brainer." Since the member helped out with the installation of digging in his own loop field, the cost of installation was no more than the cost of installing a conventional furnace.

With the skyrocketing fuel costs in 2005, the heat pump can be relied upon to deliver heat in a steady, efficient, and low cost manner.



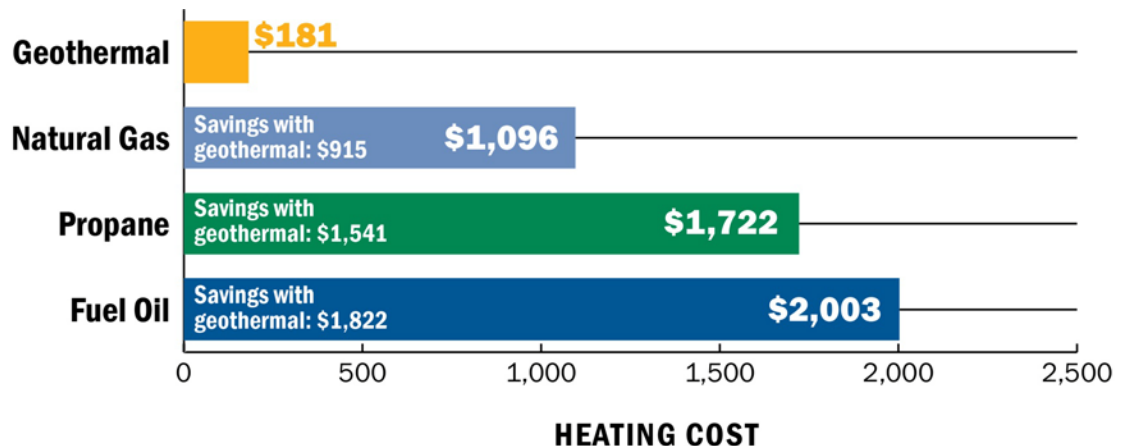
ESTIMATED HEATING COSTS

Numbers generated with the help of UseElectricWisely.com.

	HEATING COSTS	SAVINGS PER YEAR
GEOTHERMAL	\$354	\$1,649
NATURAL GAS	\$1,096	\$907
PROPANE	\$1,722	\$281
FUEL OIL	\$2,003	\$0

HOUSE DETAILS			
General Design	One story	Windows and Doors	Average
Age	35 years old	Install	2000
Square Feet	2,000	2011 – 2012 Usage	\$181
Insulation	Average	Payback	5 years
Tightness	Average	Contractor	

Actual 2011–12 Savings With Geothermal Heating vs. Other Energy Options*



*Graphs and heating costs table generated with the help of UseElectricWisely.com.

Member Profile

RICH HUNTER AND FAMILY

MEMBER COMMENTS:

When planning their new house, the Hunters included a geothermal heat pump. This home has hydronic in-floor heat in the basement, forced air throughout the house, and hot water all powered by their Hydro-Delta heat pump.

With the basement finished into living and bedroom space, they are heating a total of 4,400 square feet of living space annually all for less than some of their friends spend on gas heat for one month.

Richard states, "It operates so well that we simply set our thermostat and forget it."

The 8-month average for the winter season of 2011 – 2012 is \$48.34



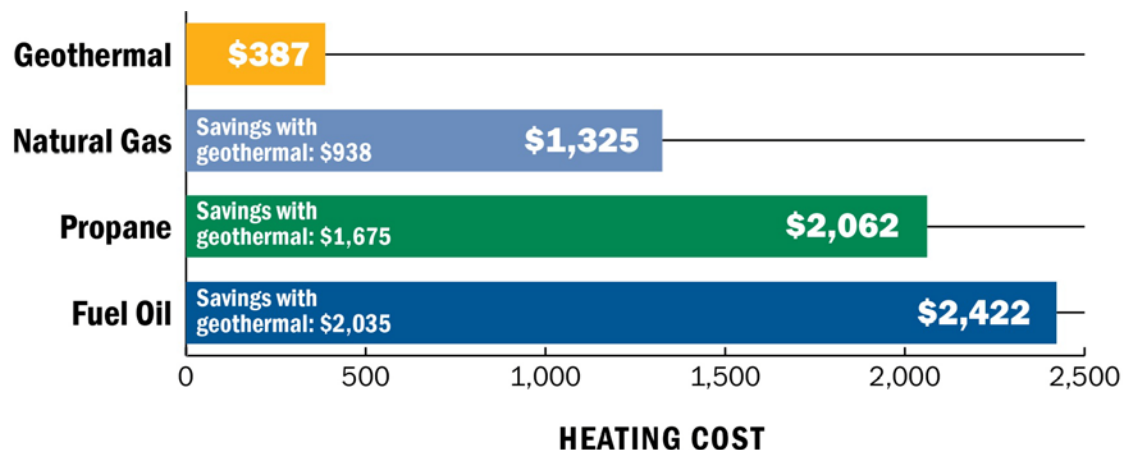
ESTIMATED HEATING COSTS

Numbers generated with the help of UseElectricWisely.com.

	HEATING COSTS	SAVINGS PER YEAR
GEOTHERMAL	\$428	\$1,994
NATURAL GAS	\$1,325	\$1,097
PROPANE	\$2,062	\$360
FUEL OIL	\$2,422	\$0

HOUSE DETAILS			
General Design	One story with full basement	Windows and Doors	Above average
Year Built	2004	Install	May 2004
Square Feet	4,400	2011 – 2012 Usage	\$387
Insulation	Above average	Payback	4 years
Tightness	Above average	Contractor	Rabe Hardware of Blairstown

Actual 2011-12 Savings With Geothermal Heating vs. Other Energy Options*



*Graphs and heating costs table generated with the help of UseElectricWisely.com.

Member Profile

MARK ZIMMERS

MEMBER COMMENTS:

This is an all-electric home. It will demonstrate the value of utilizing energy -efficient construction methods and installing all Energy Star appliances. Learn how a geothermal heating and cooling system works and why it is the most sought-after heating option on the market today.

This home features hydronic in-floor heating, a heat recovery ventilator for a constant supply of fresh air, and energy-saving compact florescent lighting throughout the home.

The 8-month average for the winter season of 2011 – 2012 is \$65.40.



ESTIMATED COSTS and SAVINGS

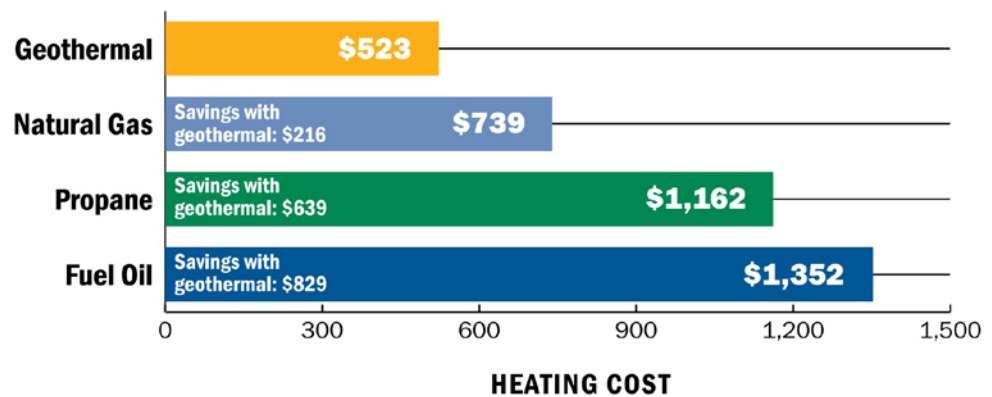
Numbers generated with the help of UseElectricWisely.com.

	HEATING COSTS	SAVINGS PER YEAR
GEO-THER-MAL	\$239	\$1,113
NATURAL GAS	\$739	\$613
PROPANE	\$1,162	\$190
FUEL OIL	\$1,352	\$0

HOUSE DETAILS

General Design	One story with basement	Windows and Doors	Above average
Year Built	2005	Install	June 2005
Square Feet	1,900	2011 – 2012 Usage	\$523
Insulation	Above average	Payback	5 ½ years
Tightness	Above average	Contractor	Ken’s Electric

Actual 2011-12 Savings With Geothermal Heating vs. Other Energy Options*



*Graphs and heating costs table generated with the help of UseElectricWisely.com.

Member Profile

MARK GOEBEL AND FAMILY

MEMBER COMMENTS:

When planning their new home, the Goebels installed hydronic in-floor heat in both levels of the house. This system does not move air during the heating season, only the quiet movement of the liquid through the coils in the floor heat their home.

Because they like to keep their living space warm, they generally keep their thermostat set at 75 degrees—and they still heated their home last winter for \$368.52.

The 8-month average for the winter season of 2011 – 2012 is \$46.12.



ESTIMATED HEATING COSTS

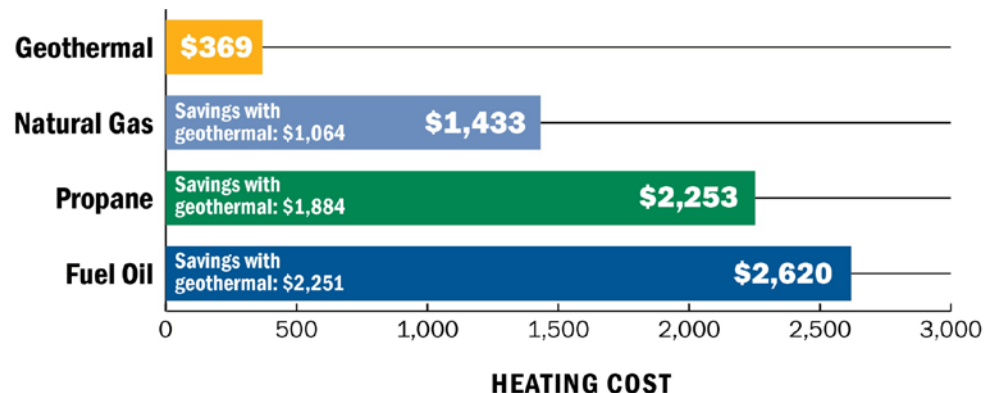
Numbers generated with the help of UseElectricWisely.com.

	HEATING COSTS	SAVINGS PER YEAR
GEOTHERMAL	\$463	\$2,157
NATURAL GAS	\$1,433	\$1,187
PROPANE	\$2,253	\$367
FUEL OIL	\$2,620	\$0

HOUSE DETAILS

General Design	One story	Windows and Doors	Above average
Year Built	2004	Install	November 2004
Square Feet	5,000	2011–2012 Usage	\$369
Insulation	Above average	Payback	4 ½ years
Tightness	Above average	Contractor	Leon's Plumbing and Heating

Actual 2011–12 Savings With Geothermal Heating vs. Other Energy Options*



*Graphs and heating costs table generated with the help of UseElectricWisely.com.

Member Profile

JERRY MICHAEL AND FAMILY

MEMBER COMMENTS:

The 8-month average for the winter season of 2011 – 2012 is \$34.57.

The family states that they love the even heat and the summer air conditioning provided by the heat pumps. They keep the temperature even throughout the home.



ESTIMATED HEATING COSTS

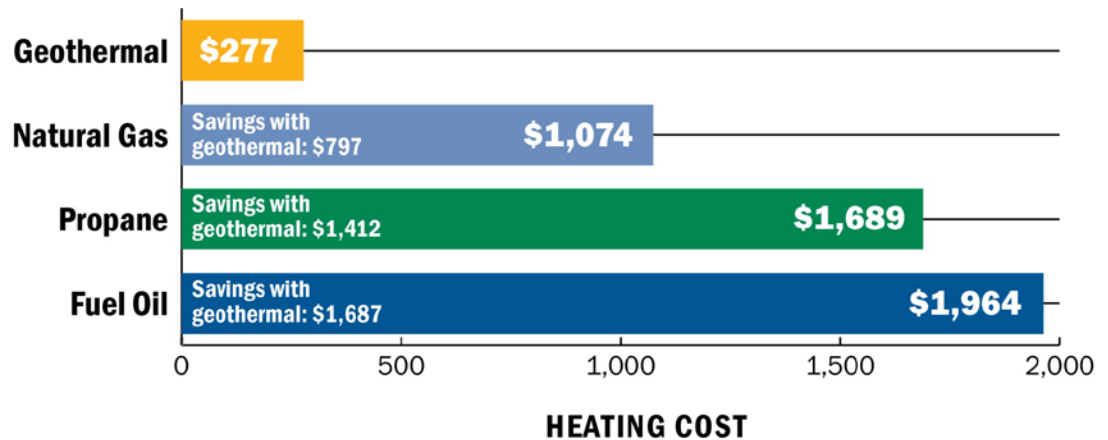
Numbers generated with the help of UseElectricWisely.com.

	HEATING COSTS	SAVINGS PER YEAR
GEOTHERMAL	\$347	\$1,617
NATURAL GAS	\$1,074	\$890
PROPANE	\$1,689	\$275
FUEL OIL	\$1,964	\$0

HOUSE DETAILS

General Design	Two story	Windows and Doors	Above average
Year Built	2005	Install	June 2005
Square Feet	3,000	2011 – 2012 Usage	\$277
Insulation	Above average	Payback	5 years
Tightness	Above average	Contractor	Rabe Hardware

Actual 2011-12 Savings With Geothermal Heating vs. Other Energy Options*



*Graphs and heating costs table generated with the help of UseElectricWisely.com.

Member Profile

BRADLEY ROSS AND FAMILY

MEMBER COMMENTS:

This member, from rural Vinton, decided to install a 3-ton Geo Comfort closed loop geothermal heat pump after investigating the high gas and fuel oil prices. This member does have a supplement of wood heat for back-up purposes.

After finding out that the payback for the geothermal unit was only 4 1/2 years, it seemed like the correct thing to install for heat in their new home.

The 8-month average for the winter season of 2011 – 2012 is \$44.35. The member did receive a rebate from REC of \$1,050 for installing the geothermal unit. Member is very satisfied with the comfort that the geothermal unit provides them, at a very low cost as well. Bradley says the geothermal heat pump is a good investment, like money in the bank.



ESTIMATED COSTS and SAVINGS

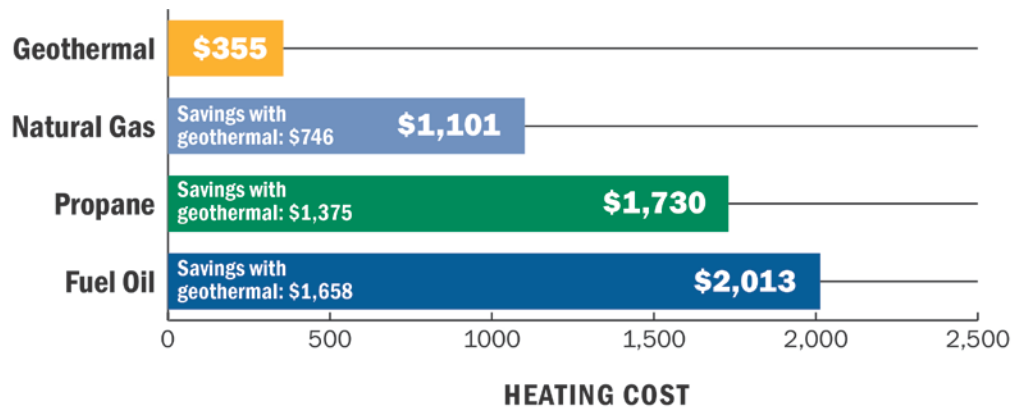
Numbers generated with the help of UseElectricWisely.com.

	HEATING COSTS	SAVINGS PER YEAR
GEOTHERMAL	\$356	\$1,657
NATURAL GAS	\$1,101	\$912
PROPANE	\$1,730	\$283
FUEL OIL	\$2,013	\$0

HOUSE DETAILS

General Design	One story with basement	Windows and Doors	Above average
Year Built	2004	Install	November 2004
Square Feet	3,500	2011 – 2012 Usage	\$355
Insulation	Above average	Payback	4 ½ years
Tightness	Above average	Contractor	Air Comfort, 1507 C St. SW, Cedar Rapids, IA

Actual 2011-12 Savings With Geothermal Heating vs. Other Energy Options*



*Graphs and heating costs table generated with the help of UseElectricWisely.com.

Member Profile

DAN KAESTNER AND FAMILY

MEMBER COMMENTS:

This unit has lowered the Kaestner family heating bills by enough that Dan estimates the payback for installation will be less than four years.

He loves the way the unit cools the house down quickly and he usually keeps the house shut up to keep out dust and control humidity. He says the biggest pleasure is the low cost of operation. He feels that with the way fuel costs have soared, the payback will be even quicker.

The 8-month average for the winter season of 2011 – 2012 is \$57.09



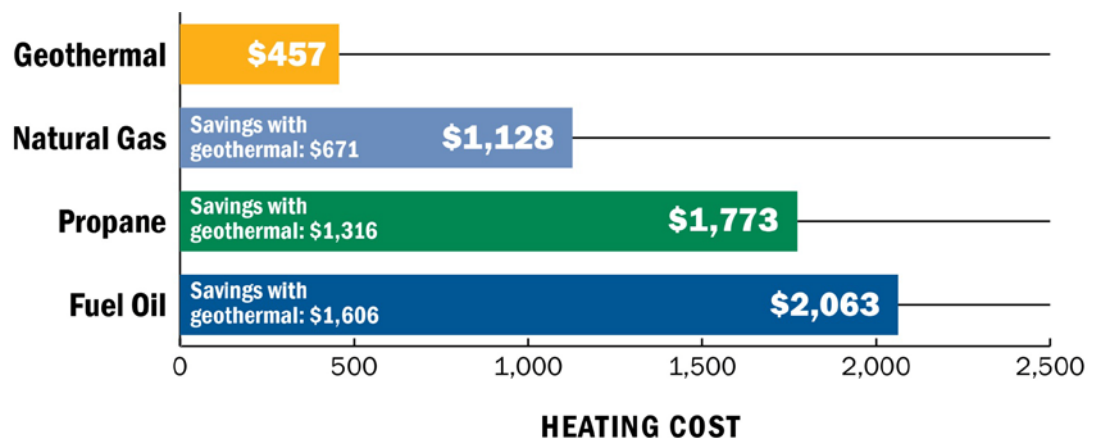
ESTIMATED HEATING COSTS

Numbers generated with the help of UseElectricWisely.com.

	HEATING COSTS	SAVINGS PER YEAR
GEOTHERMAL	\$365	\$1,698
NATURAL GAS	\$1,128	\$935
PROPANE	\$1,773	\$290
FUEL OIL	\$2,063	\$0

HOUSE DETAILS			
General Design	Two story	Windows and Doors	Average
Year Built	1918	Install	December 2004
Square Feet	4,000	2011 – 2012 Usage	\$457
Insulation	Average	Payback	6 years
Tightness	Average	Contractor	Rabe Hardware

Actual 2011-12 Savings With Geothermal Heating vs. Other Energy Options*



*Graphs and heating costs table generated with the help of UseElectricWisely.com.

Member Profile

STACY AND KELLY HENDERSON

MEMBER COMMENTS:

Installed in the home by Independence Plumbing Heating and Air Conditioning is a 5-ton water-to-air open loop geothermal heat pump used for heating and air conditioning. This system will make use of the solar energy stored in the earth. The geothermal heat pump also provides the home with potable water through the use of an on-demand feature which supplies hot water to the no-vent electric premium grade water heater. This home is considered an all-electric home with all Energy Star-rated appliances where available.

The 12-month average for the homes usage (excluding the heat) is \$295.00 per month.

The 8-month average for heating the home is \$47.20 per month.



ESTIMATED HEATING COSTS

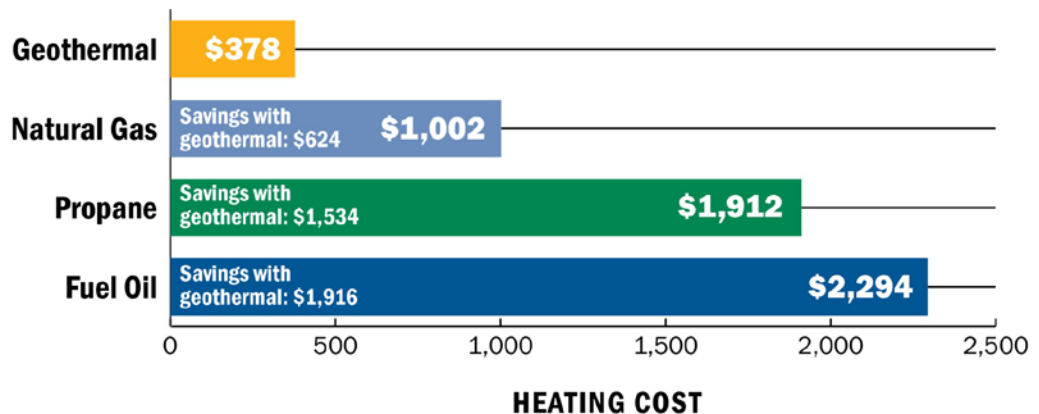
Numbers generated with the help of UseElectricWisely.com.

	HEATING COSTS	SAVINGS PER YEAR
GEO-THER-MAL	\$322	\$2,004
NATURAL GAS	\$1,002	\$1,292
PROPANE	\$1,912	\$382
FUEL OIL	\$2,294	\$0

HOUSE DETAILS

General Design	One story	Windows and Doors	Above average
Age	0	Install	June 2005
Square Feet	2,285	2011 – 2012 Usage	\$378
Insulation	Above average	Payback	
Tightness	Above average	Contractor	Independence Plumbing, Heating, and Air Conditioning

Actual 2011-12 Savings With Geothermal Heating vs. Other Energy Options*



*Graphs and heating costs table generated with the help of UseElectricWisely.com.

Member Profile

JOHN AND JODI KALB

MEMBER COMMENTS:

This home has a 3-ton water-to-water geothermal heat pump for the hydronic in-floor heat in the basement and heated garage. There is a 6-ton water-to-air geothermal heat pump for the forced air system for heat and air conditioning. The heat pump supplies heat for the potable water as well. There is a heat recovery ventilator in the home to bring in fresh air.

This home was featured as a Model Home for an open house done in April of 2008.

The 8-month average to heat the home is \$117.72 per month.

The yearly 2005 savings in heating is \$2,476.



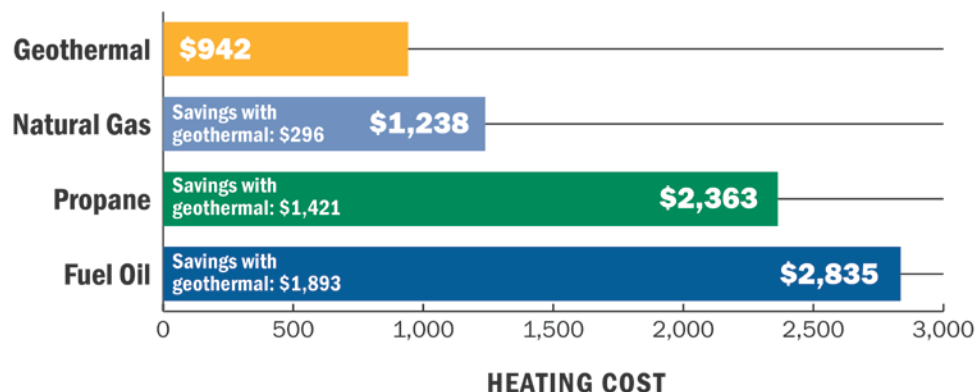
ESTIMATED HEATING COSTS

Numbers generated with the help of UseElectricWisely.com.

	HEATING COSTS	SAVINGS PER YEAR
GEOTHERMAL	\$398	\$2,476
NATURAL GAS	\$1,238	\$1,597
PROPANE	\$2,363	\$472
FUEL OIL	\$2,835	\$0

HOUSE DETAILS			
General Design	Two story	Windows and Doors	Above average
Age	1 year old	Install	June 2005
Square Feet	4,100	2011 – 2012 Usage	\$942
Insulation	Above average	Payback	
Tightness	Above average	Contractor	Gage & Gage

Actual 2011-12 Savings With Geothermal Heating vs. Other Energy Options*



*Graphs and heating costs table generated with the help of UseElectricWisely.com.

Member Profile

JOHN AND NANCY McMILLAN

MEMBER COMMENTS:

This all-electric home exhibits state-of-art technology in many ways. It uses an earth coupled heat pump to heat and cool the home and provide all the domestic hot water. It provides heat for hydronic in-floor heat in the lower level living space. This high efficiency system will make use of the solar energy stored in the earth. It uses an air-air heat exchanger to introduce fresh air while exhausting stale contaminated indoor air.

Exterior walls will use 2x6 framing with wet blown cellulose insulation and foam block type forms. Windows are double glazed and "low E" to reduce heat loss in the winter and heat gain in the summer.

Geo comfort 2.5 ton with a water-to-water unit for the in-floor heat and for the garage in-floor heat; 4-ton unit for forced air heat and air conditioning.

8-month average heating cost is \$77.70 per month.



ESTIMATED HEATING COSTS

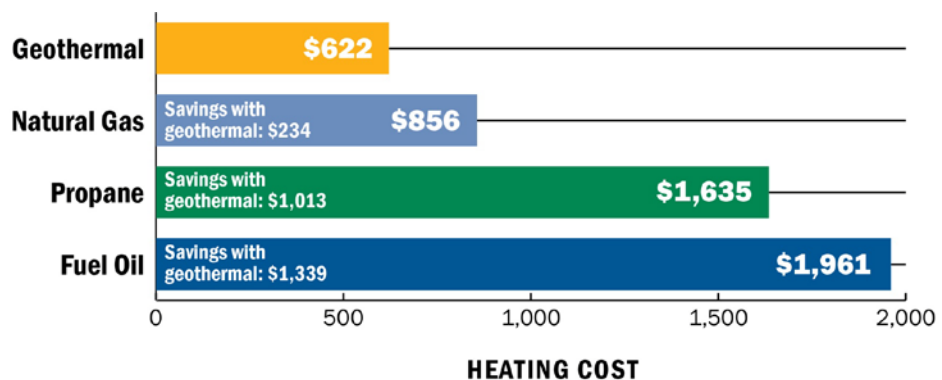
Numbers generated with the help of UseElectricWisely.com.

	HEATING COSTS	SAVINGS PER YEAR
GEO-THER-MAL	\$275	\$1,686
NATURAL GAS	\$856	\$1,105
PROPANE	\$1,635	\$326
FUEL OIL	\$1,961	\$0

HOUSE DETAILS

General Design	One story	Windows and Doors	Above average
Age	2 years old	Install	June 2005
Square Feet	2,160	2011 – 2011 Usage	\$622
Insulation	Above average	Payback	7.7 years
Tightness	Above average	Contractor	Ken's Electric

Actual 2011-12 Savings With Geothermal Heating vs. Other Energy Options*



*Graphs and heating costs table generated with the help of UseElectricWisely.com.

Member Profile

ALLAN NUNEMAKER AND FAMILY

MEMBER COMMENTS:

This member is very happy with the performance and low heat bills with the new geothermal system. They are convinced that anyone building a new home should seriously check their heating options. They chose the geothermal system hands down, and state that everyone should install a geo.

The Nunemakers installed a 4-ton Econar with a desuperheater for heating the water.

The 8-month average for the winter season of 2011 – 2012 is \$31.37.

Nunemakers rebate from East-Central Iowa REC for installing their geothermal was \$1,400.00.



ESTIMATED COSTS and SAVINGS

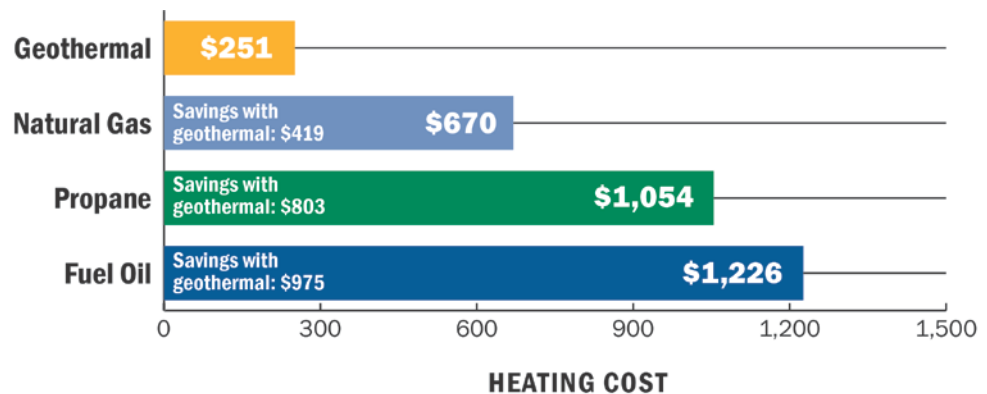
Numbers generated with the help of UseElectricWisely.com.

	HEATING COSTS	SAVINGS PER YEAR
GEOTHERMAL	\$217	\$1,009
NATURAL GAS	\$670	\$556
PROPANE	\$1,054	\$172
FUEL OIL	\$1,226	\$0

HOUSE DETAILS

General Design	One story/Basement	Windows and Doors	Above average
Year Built	2005	Install	June 2005
Square Feet	1,500	2011 – 2012 Usage	\$251
Insulation	Above average	Payback	5 years
Tightness	Above average	Contractor	Kress Heating, Plumbing, and Electric

Actual 2011-12 Savings With Geothermal Heating vs. Other Energy Options*



*Graphs and heating costs table generated with the help of UseElectricWisely.com.

Member Profile

SCOTT SYVERSON AND FAMILY

MEMBER COMMENTS:

A Climate Master 2 stage geothermal heat pump was installed into this new home. There are two water heaters for this home hooked together to supply all the hot water needs for the family.

The homes insulation and low infiltration has resulted in a home which cost about \$371 this winter on the Heat Plus rate. The home is set at 68 degrees, and the sun warms the home to over 70 degrees during the winter days.

The member states, "It really makes sense to draw heat out of the earth. We have no gas in the home and are enjoying the benefits of all-electric living."

The 8-month average for the winter season of 2011 – 2012 is \$46.40.



ESTIMATED COSTS and SAVINGS

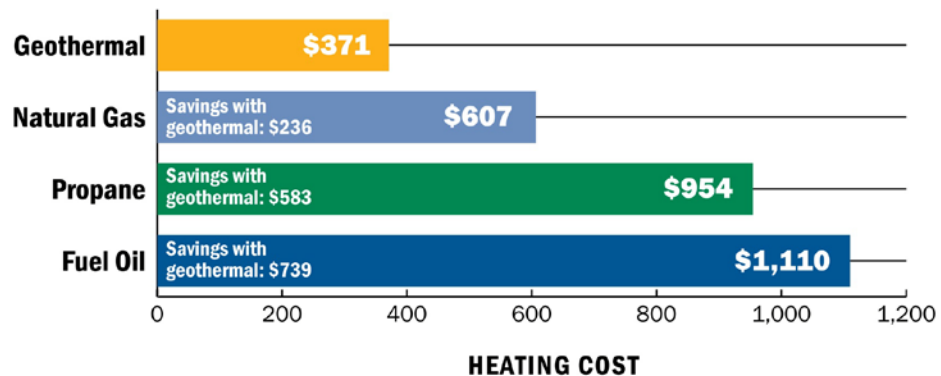
Numbers generated with the help of UseElectricWisely.com.

	HEATING COSTS	SAVINGS PER YEAR
GEOTHERMAL	\$196	\$914
NATURAL GAS	\$607	\$503
PROPANE	\$954	\$156
FUEL OIL	\$1,110	\$0

HOUSE DETAILS

General Design	One story with basement	Windows and Doors	Above average
Year Built	2005	Install	June 2005
Square Feet	1,330	2011 – 2012 Usage	\$371
Insulation	Above average	Payback	5 years
Tightness	Above average	Contractor	C&A Builders

Actual 2011-12 Savings With Geothermal Heating vs. Other Energy Options



Member Profile

JOE AND ROCHELLE GRAF

MEMBER COMMENTS:

The Graf's home is an all-electric home. This beautiful new home will demonstrate the value of utilizing energy-efficient construction methods and installing Energy Star appliances. The geothermal heating system works and that is why it is the most sought-after heating and cooling option on the market today.

The 8-month average for the heating cost runs them approximately \$62.90 a month.



ESTIMATED HEATING COSTS

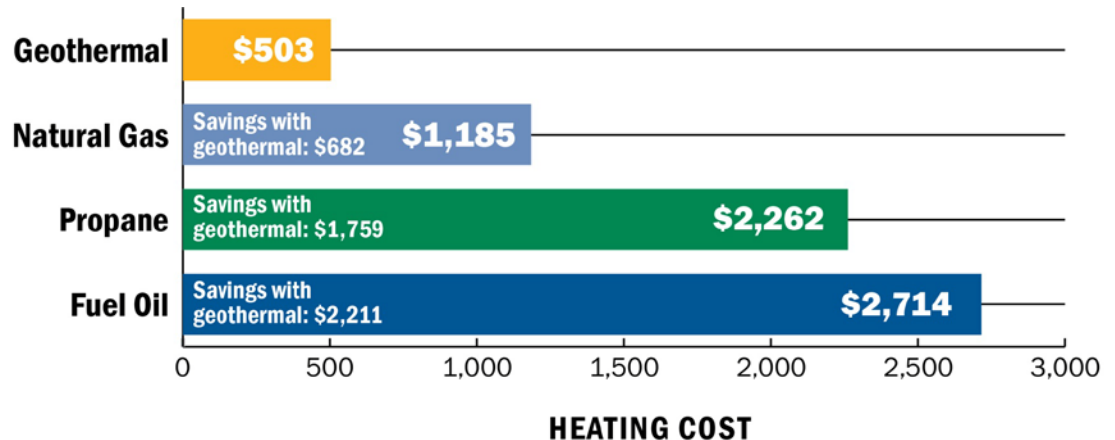
Numbers generated with the help of UseElectricWisely.com.

	HEATING COSTS	SAVINGS PER YEAR
GEOTHERMAL	\$314	\$2,400
NATURAL GAS	\$1,185	\$1,529
PROPANE	\$2,262	\$452
FUEL OIL	\$2,714	\$0

HOUSE DETAILS

General Design		Windows and Doors	Above average
Year Built	2007	Install	September 2006
Square Feet	2,900	2011 – 2012 Usage	\$503
Insulation	Above average	Payback	
Tightness	Above average	Contractor	Rabe Hardware

Actual 2011-12 Savings With Geothermal Heating vs. Other Energy Options*



*Graphs and heating costs table generated with the help of UseElectricWisely.com.

Member Profile

DARRELL STARLING AND FAMILY

MEMBER COMMENTS:

In the process of purchasing an All American Home, Darrell and Janet Starling checked into an air source heat pump system for their heating and cooling needs.

The temperature in their home is even heating and cooling, from the second floor to the finished basement.

The average heating cost for this house runs the Starlings approximately \$338 a year.

The 8-month average for the winter season of 2011 – 2012 is \$32.

Darrell and Janet say, "The air source pump was the best choice of heating and cooling equipment for our home and we would certainly tell anyone to make the choice to install an air source heat pump."



ESTIMATED HEATING COSTS

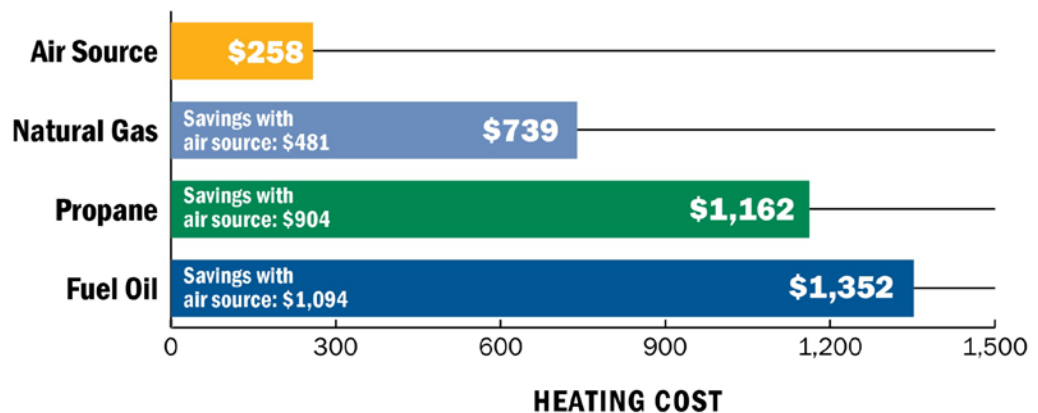
Numbers generated with the help of UseElectricWisely.com.

	HEATING COSTS	SAVINGS PER YEAR
AIR SOURCE	\$367	\$985
NATURAL GAS	\$739	\$613
PROPANE	\$1,162	\$190
FUEL OIL	\$1,352	\$0

HOUSE DETAILS

General Design	Two story with basement	Windows and Doors	Above average
Year Built	2001	Install	June 2001
Square Feet	2,050	2011 – 2012 Usage	\$258
Insulation	Above average	Payback	0.2 months
Tightness	Above average	Contractor	Primrose Heating and Air Conditioning of Jesup

Actual 2011-12 Savings With Air Source Heating vs. Other Energy Options*



*Graphs and heating costs table generated with the help of UseElectricWisely.com.

Member Profile

HOWARD MILLER



MEMBER COMMENTS:

Howard replaced an aging propane furnace, which used around 1,500 gallons per year. This system has cut his winter heating bills in more than half. Last winter, his electric heat bill for the entire winter was about \$448. His gas back-up used about 300 gallons of propane, which is designed to run only when it is too cold to gain any heat from the outside air, which is usually around 0 degrees.

The 8-month average for the winter season of 2011 – 2012 is \$55.

He installed this last fall and couldn't be happier with the efficiency and performance. He states that it holds the temperature of his home to within two degrees of the thermostat setting.

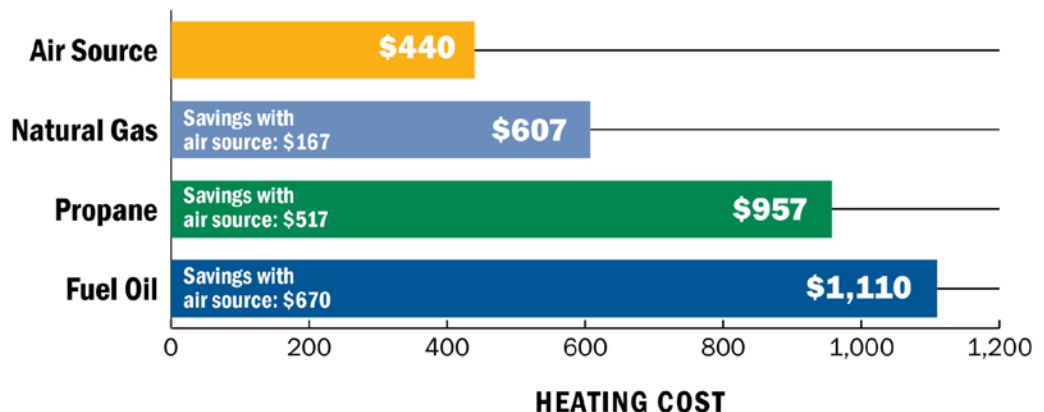
ESTIMATED HEATING COSTS

Numbers generated with the help of UseElectricWisely.com.

HOUSE DETAILS			
General Design	One story	Windows and Doors	Average
Age		Install	2004
Square Feet	1,400	2011 – 2012 Usage	\$440
Insulation	Average	Payback	5 years
Tightness	Average	Contractor	

	HEATING COSTS	SAVINGS PER YEAR
AIR SOURCE	\$301	\$809
NATURAL GAS	\$607	\$503
PROPANE	\$957	\$153
FUEL OIL	\$1,110	\$0

Actual 2011-12 Savings With Air Source Heating vs. Other Energy Options*



*Graphs and heating costs table generated with the help of UseElectricWisely.com.

Member Profile

DENIS WEBER

MEMBER COMMENTS:

The Webers are very pleased with their air source heat pump system. They installed an Armstrong 3.5-ton air source with a 20 kWh resistance back-up.

The Webers received a \$525 rebate for installing their air source heat pump system.

They like to keep their home warm in the winter and cool in the summer. And in doing that their 12-month average for their home is approximately \$45 per month.

The 8-month average for the winter season of 2011 – 2012 is \$52.43.

Denis states that this is the way to go for your heating and cooling needs.



ESTIMATED HEATING COSTS

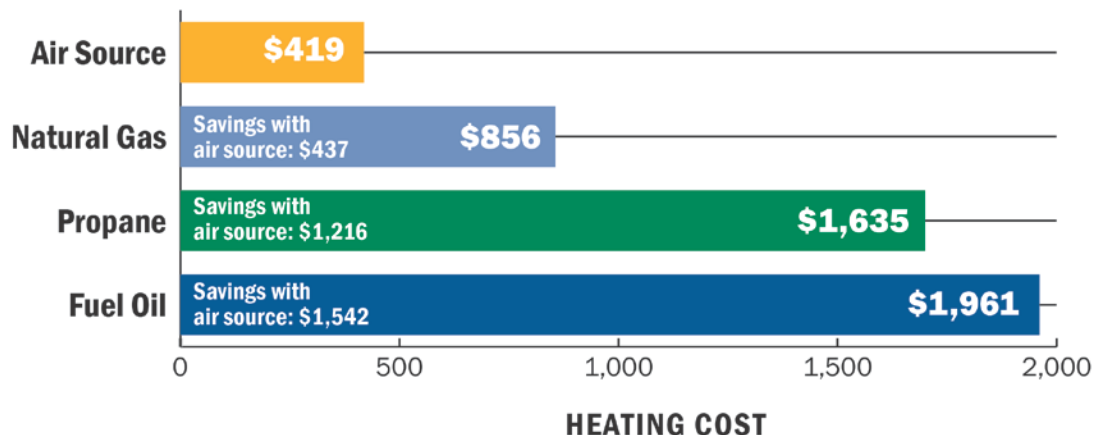
Numbers generated with the help of UseElectricWisely.com.

	HEATING COSTS	SAVINGS PER YEAR
AIR SOURCE	\$422	\$1,539
NATURAL GAS	\$856	\$1,105
PROPANE	\$1,635	\$326
FUEL OIL	\$1,961	\$0

HOUSE DETAILS

General Design	One story/ Walk out	Windows and Doors	Above average
Year Built	2004	Install	August 2004
Square Feet	2,000	2011 – 2012 Usage	\$419
Insulation	Above average	Payback	0.2 years
Tightness	Above average	Contractor	Independence Plumbing, Heating, and Cooling

Actual 2011–12 Savings With Air Source Heating vs. Other Energy Options*



*Graphs and heating costs table generated with the help of UseElectricWisely.com.

Member Profile

FRANK AND KAREN WEBER



MEMBER COMMENTS:

This air source heat pump replaced an aging propane furnace and air conditioner prior to the spike in propane prices of the past three years. The colder-than-normal past two winters and higher than expected fuel prices have accelerated the estimated pay-back. We are well pleased with the performance and the efficiency of the heat pump and very happy with the results and savings in the heating and cooling of the unit.

8-month average heating cost for 2011 - 2012 was \$49.84 a month.

ESTIMATED COSTS and SAVINGS

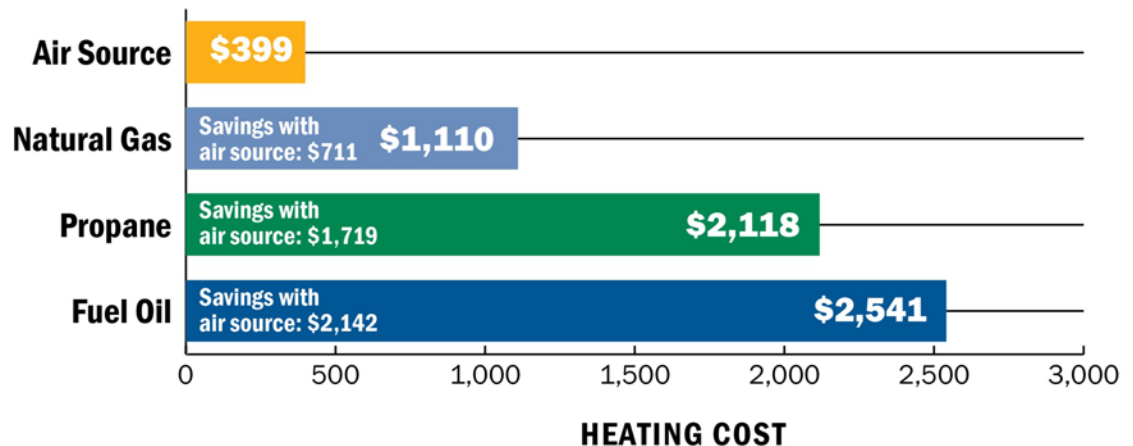
Numbers generated with the help of UseElectricWisely.com.

	HEATING COSTS	SAVINGS PER YEAR
AIR SOURCE	\$451	\$2,090
NATURAL GAS	\$1,110	\$1,431
PROPANE	\$2,118	\$423
FUEL OIL	\$2,541	\$0

HOUSE DETAILS

General Design	One story ranch	Windows and Doors	Average
Age	21 years old	Install	Fall 2006
Square Feet	1,466	2011 – 2012 Usage	\$399
Insulation	Above average	Payback	0.5 years
Tightness	Average	Contractor	Primrose

Actual 2011-12 Savings With Air Source Heating vs. Other Energy Options*



*Graphs and heating costs table generated with the help of UseElectricWisely.com.

Member Profile

KATHERINE WELLNER

MEMBER COMMENTS:

Katherine Wellner of rural Dunkerton keeps meticulous records. She noticed the cost of heating fuel had been increasing in the past few years, so she called her heating contractor, Primrose Heating and Air Conditioning of Jesup, for regular maintenance on her aging oil furnace.

In October of 2008, Primrose installed an air-source heat pump; her choice was one of the most efficient on the market at the time. "The heat pump has performed as predicted," Katherine said. "It's saved me over \$1,800 per season in heating costs!"

The pump is heating her home for approximately 35% of the cost of heating with the old oil furnace. The 18-SEER, 9.0 HSPF heat pump qualified for a \$550 rebate for ECI REC.



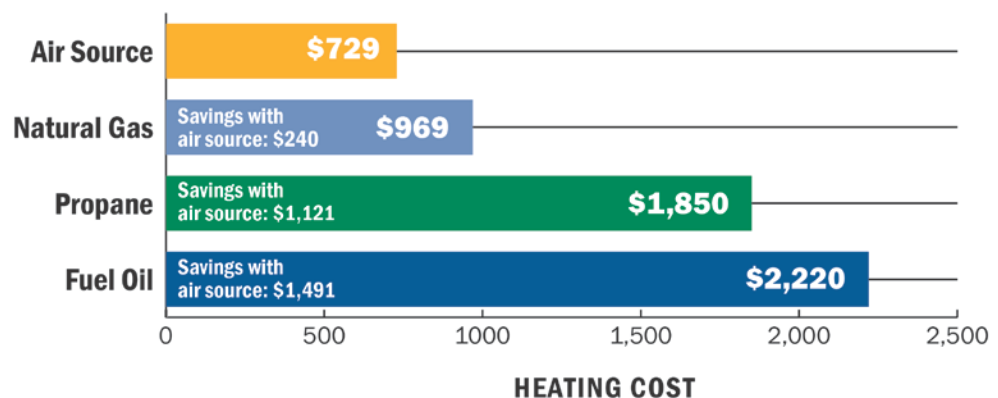
ESTIMATED COSTS and SAVINGS

Numbers generated with the help of UseElectricWisely.com.

	HEATING COSTS	SAVINGS PER YEAR
AIR SOURCE	\$394	\$1,826
NATURAL GAS	\$969	\$1,251
PROPANE	\$1,850	\$370
FUEL OIL	\$2,220	\$0

HOUSE DETAILS			
General Design	One story	Windows and Doors	Average
Age	65 years old	Install	October 2008
Square Feet	1,680	2011 – 2012 Usage	\$729
Insulation	Average	Payback	2 years
Tightness	Average	Contractor	Primrose

Actual 2011-12 Savings With Air Source Heating vs. Other Energy Options*



*Graphs and heating costs table generated with the help of UseElectricWisely.com.